

Specifications

FS Series Triple

Vertical Feed Mixers

FS Series

Triple Auger



FS1700T	
Capacity	1487 ft³ / 42.1 m³
Capacity (12" Ext.)	1712 ft³ / 48.5 m³
Empty Weight	32,767 lbs/14862 kg
Knives (max)	27
Door Opening Width	58"
Floor Thickness	3/4"
Wall Thickness	1/4"
HP Requirement (min)	210 HP
PTO Speed	1000 RPM
	TandemTri-SpringTri-Hyd
Tires	295/75R22.5131.5"129"130.5"
A - Height*	315/80R22.5133"130.5"132"
	445/50R22.5129"130.5"
Axes	Tandem Walking, Tridem Spring or Hydraulic w/Steering
B - Length	435"
C - Width (w/front conveyor)	118"
Width (w/side conveyor)	127.5"
Width (w/double side chute)	126"
E - Track Width	295/75R22.5 - 118"
	315/80R22.5 - 118"
	445/50R22.5 - 112"
F - Tub Width	108.5"
G - Tub Length	355"

\* Rubber Top adds 12"

Tandem Walking Beam

The Tandem Walking Beam has a high level of equalization on both sides, providing a rolling stability in any on or off-road terrain, with a 30 ton load rating. Brakes are optional.



Tridem Spring w/Steer Axles

The Tridem Spring Suspension is a heavy duty underslung system with a load rating of 40 tons. The front and rear axles are self-steer with manual or auto lock in reverse. Equipped with braking system.



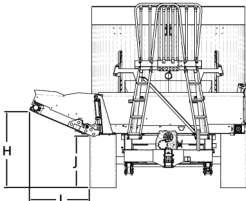
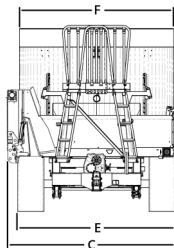
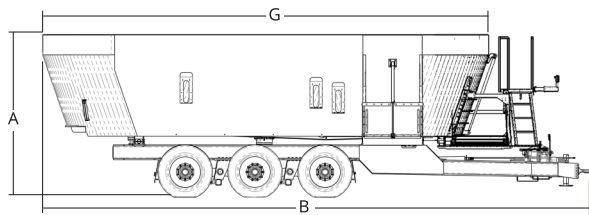
Tridem Hydraulic w/Steer Axles

The Tridem Hydraulic Suspension features automatic ride height levelling and 10" of vertical travel for superior handling of heavy loads on many types of terrain. The suspension can be lowered by 2.75" during loading. The front and rear are auto steer axles with manual or auto steering lock in reverse. Braking system is optional.



Front Dogleg Discharge				
Discharge Dimensions	2'	3'	4'	5'
H - Unloading Height (extended)*	48"	51"	53.5"	56.5"
I - Unloading Reach	27"	38.5"	50"	61.5"
J - Clearance	40"	40"	40"	40"

Side Discharge				
3'	4.5'	6'	7.5'	9'
43.5"	60"	66.5"	73.5"	80"
40.5"	57"	74"	91"	107.5"
41"	41"	41"	41"	41"



www.NDEco.com  
sales@ndeco.com  
888.336.3127

youtube.com/NDEcoTMR  
facebook.com/NDEcoTMR  
instagram.com/NDEcoTMR  
twitter.com/NDEcoTMR

DEALER INFORMATION

produce efficiently.



The FS Series triple mixer is a heavy duty all-purpose mixer suitable for all types of beef and dairy operations. It features an exclusive double step floor with overlapping augers for an even front to back mix and complete cleanout, along with a wide suspended conveyor matched up with our industry leading 58" wide front door opening for a fast and evenly distributed unloading. The mixer rides on Tandem Walking Beam or Tridem Suspension (Spring or Hydraulic) with steering axles for better maneuverability.



Model FS1700T  
(with flat 2-way conveyor)  
(with Tandem Walking Beam Susp/Duals)



Model FS1700T  
(with flat 2-way conveyor)  
(with Tridem Spring Steering Axles/Super Singles)

# At NDEco we build Your Mixer. Your Way.

## Ration Management Systems


Maximize accuracy, efficiency and productivity with a number of ration management system options.

## Double Ladder and Platform

Get an optimum view of your mix with a full platform and ladders on either side of the mixer.

## PTO/Driveline

1000 RPM Constant Velocity (CV) PTO. 2 speed gear boxes are optional.



A Zuidberg heavy duty powershift gearbox is available (shown). Shift on the fly under load, or set it to automatically shift by sensing the rpm of the driveline. An oil cooler is optional with the gearbox.

## Frame

A robust heavy duty full steel tubing frame design with a four point frame mounted weigh bar system.



## Step Floor/Overlapping Augers

An industry exclusive double step in the floor from front to back and a 6" overlap of the augers for an even front to back mix, quicker unloading and complete cleanout.

A STEP AHEAD  
OF  
THE REST

## Optional Hard Surfacing

Increase the longevity of the auger by applying hard surfacing to the auger.

## Scraper

Ensures a superior consistent mix with our adjustable and replaceable scraper.

## Aggressive Augers

An aggressive auger design featuring a one piece, continuous 5/8" thick flighting, providing the best lift action for a complete & consistent mix of all feedstuffs. Prevents feed dropping inconsistently.

## Reinforcement Plates

Add 1/2" thick reinforcement plates to the underside of the knives.


## 24" Curved Carbide Knife

Aggressive industry exclusive knife for processing bales and long stem forages with minimum wear.

## Serrated Carbide Knife

More aggressive serrated knife processes bales and long stem up to 30% faster and prolonged life.

**Tungsten Knife** – Basic all-purpose mixing knife



## Capacity / 12" Rubber Extension

1487 to 1712 ft3 with Heavy Duty rubber extension.

## Tub Construction

Built tough using 44W steel featuring 1/4" sidewalls and a 3/4" floor. Add optional Stainless Steel Liners to reduce wear.

## Restrictor/MegaMag

Remove metallic debris from your feed with a powerful restrictor-mounted magnet (optional).



## Optional LED Road Lighting Kit

Be road safe with the LED lighting kit.



## Door Opening

Unload quickly and evenly through our industry leading 58" front door opening. 43" Side and Rear doors also available.

## Axles/Tires

The mixer is carried by Tandem Walking Beam or Tridem Suspension (Spring or Hydraulic). Tire options include duals, super singles (as shown) to suit your requirement.



(See back of brochure for more suspension details.)

## Discharge/Conveyor

Front and side discharges are available. Front door conveyor is 42" wide for a fast and even unload, and well shielded to prevent spillage. Choose from a flat 2 way conveyor or a folding dogleg conveyor of 2' to 5' folding lengths. Feed slide extensions and wind guard options available.

Reach any bunk with side door discharges with up to 9' long conveyors. Feed slide extensions with magnets are optional.



## Building your mixer to your needs.

At NDEco we pride ourselves on being able to build your mixer your way. For a complete list of upgrades and options check out our website at [www.NDEco.com](http://www.NDEco.com).

produce efficiently.